


# Lead Agency, State ICC, Family Involvement Survey Report



**IDEA**  
INFANT & TODDLER  
COORDINATORS ASSOCIATION  
IDEA.INFANTTODDLER.ORG

09

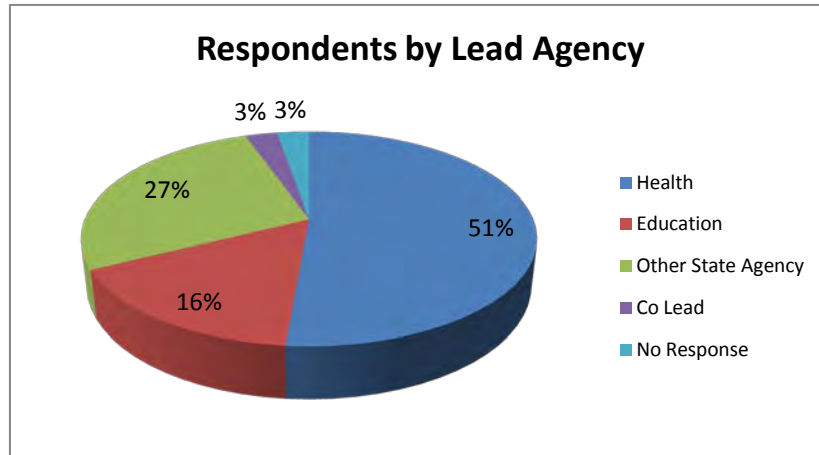
The ITCA has conducted a national survey of Part C Coordinators for over 5 years. The goal of the survey is to gather relevant information and make it available to members on a regular basis. The initial survey was lengthy, detailed and required substantial time on the part of State Coordinators to complete. As a result, participation in survey completion never achieved the level that was intended. In 2008, the Data Committee was charged with revising the survey, eliminating data that was already being collected by other sources and streamlining the process to facilitate a higher level of participation. The survey has been divided into four topic areas. The third topical area to be distributed for completion was Lead Agency/State Interagency Council (SICC) and Family Involvement. The survey was distributed in fall of 2009.

The survey data represent the 37 state and territory members who completed the survey in the fall of 2009. The data is reported by frequency as well as cross tab analyses by type of Lead Agency and the Regional Resource Center geographic alignment when significant. SurveyMonkey was used to gather the data. The data were exported and analyzed using SPSS software. **The charts, both numbers and percentages, in the report reflect the responses of those states who answered the questions.** The data has not been validated and reflects the responses of the survey participants. The ITCA draws no conclusions from the data analysis but simply reports the data. All data are aggregated and the individual state responses are kept confidential.

**States Responding to the Survey**

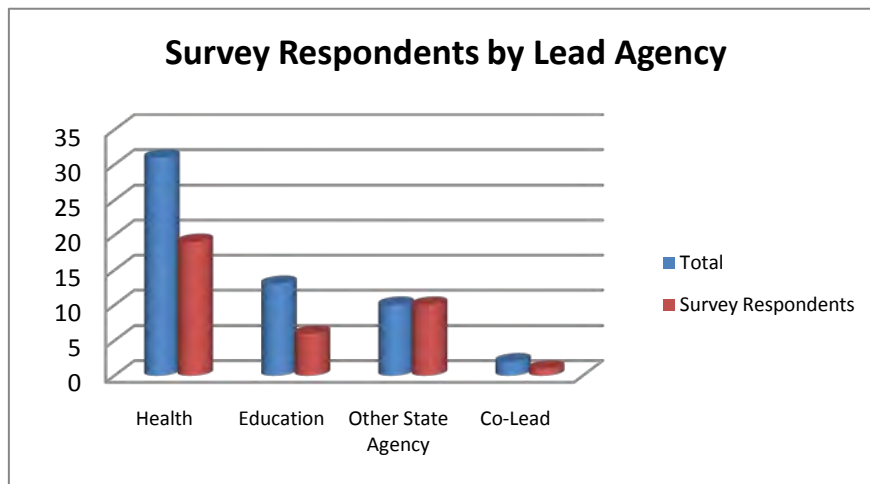
		Frequency	Percent	Valid Percent	Cumulative Percent
Valid	Alaska	1	2.7	2.7	2.7
	Arizona	1	2.7	2.7	5.4
	California	1	2.7	2.7	8.1
	Colorado	1	2.7	2.7	10.8
	Connecticut	1	2.7	2.7	13.5
	Delaware	1	2.7	2.7	16.2
	Florida	1	2.7	2.7	18.9
	Idaho	1	2.7	2.7	21.6
	Illinois	1	2.7	2.7	24.3
	Indiana	1	2.7	2.7	27.0
	Iowa	1	2.7	2.7	29.7
	Kansas	1	2.7	2.7	32.4
	Kentucky	1	2.7	2.7	35.1
	Louisiana	1	2.7	2.7	37.8
	Maryland	1	2.7	2.7	40.5
	Minnesota	1	2.7	2.7	43.2
	Missouri	1	2.7	2.7	45.9
	Nevada	1	2.7	2.7	48.6
	New Hampshire	1	2.7	2.7	51.4
	New Jersey	1	2.7	2.7	54.1
	New Mexico	1	2.7	2.7	56.8
	New York	1	2.7	2.7	59.5
	North Carolina	1	2.7	2.7	62.2
	North Dakota	1	2.7	2.7	64.9
	Ohio	1	2.7	2.7	67.6
	Oklahoma	1	2.7	2.7	70.3
	Pennsylvania	1	2.7	2.7	73.0
	Rhode Island	1	2.7	2.7	75.7
	Tennessee	1	2.7	2.7	78.4
	Texas	1	2.7	2.7	81.1
	Utah	1	2.7	2.7	83.8
	Vermont	1	2.7	2.7	86.5
	Virginia	1	2.7	2.7	89.2
	Washington	1	2.7	2.7	91.9
	West Virginia	1	2.7	2.7	94.6
	Wyoming	1	2.7	2.7	97.3
	No response	1	2.7	2.7	100.0
	Total	37	100.0	100.0	

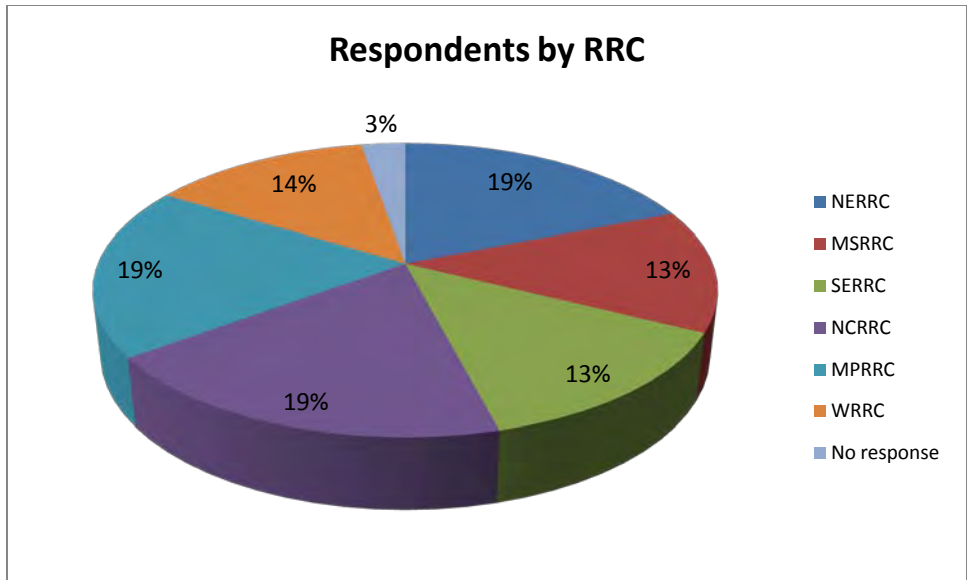
## Demographics



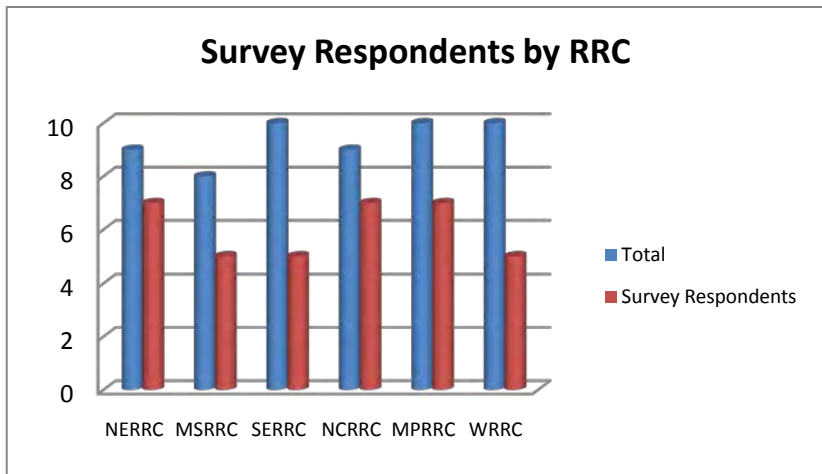
Fifty-one percent (19 states) of respondents were from Health Lead Agencies. Twenty-seven percent of the respondents (10 states) were from the category of Other State Agency. Sixteen percent of the respondents (6 states) were from Education Lead Agencies. One state was a Co-Lead state and one state did not identify itself. One hundred percent of the states with Other State Agency as the lead completed this survey.

One hundred percent of the states with Other State Agency as the lead agency completed this survey. States with Health as the lead agency had a 61% response rate. States with Education had a 46% response rate and 50% of the co-lead states responded to the survey.





The respondents are fairly equally spread across all of the regions. The regions with the highest percentage of respondents were the Northeast region and the North Central region with 77.8%. All regions had at least a 50% response rate.

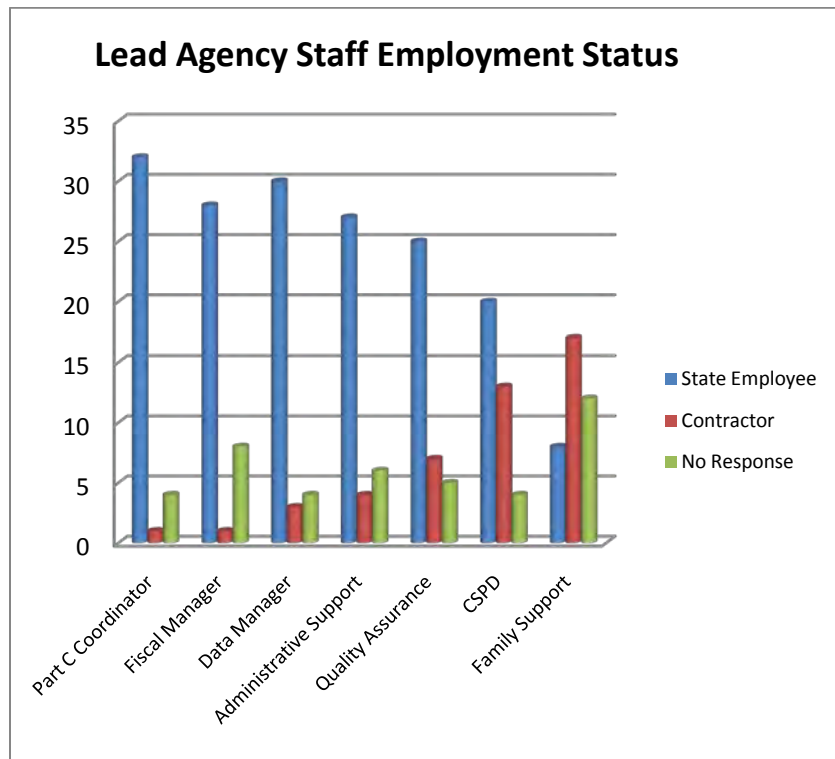


## Lead Agency Survey Questions

### 1. Identify the number of staff in the state lead agency assigned to support Part C.

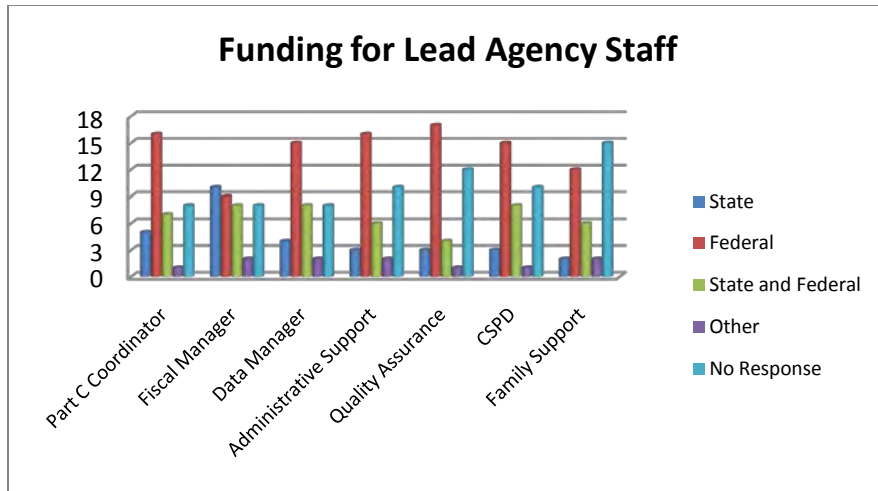
The number of staff in the state lead agency ranged from 1 to 82 full time staff with an average of 10. Three states did not respond to this question. The number of part time staff ranged from 0 to 11 with an average of 4. Thirteen states did not respond to this question.

### 2. Identify the employment status and the funding for the State Lead Agency office staff assigned to Part C. Check all that apply.



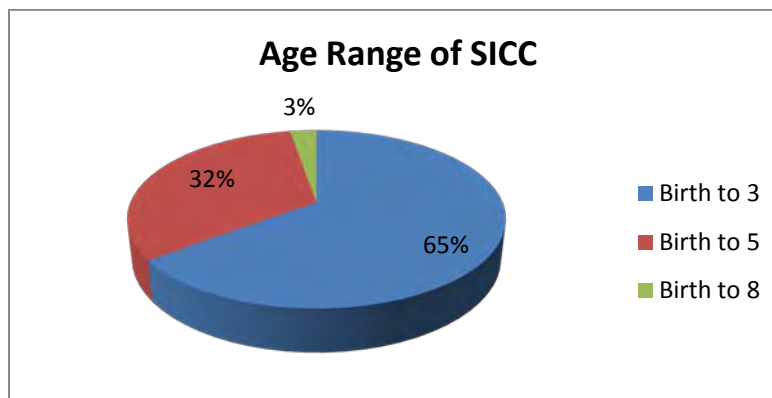
The majority of staff supporting the Part C lead agency is state employees. Ninety-seven percent (32) of Part C Coordinators responding to this question are state employees. Four states did not respond to this question. State employees' status ranged from 97% of fiscal managers to 61% of Comprehensive System of Personnel Development (CSPD) staff. The only category of staff that had a higher percentage of contractors than state employees was Family Support at 68% (17 states).

Funding for these positions is distributed across state and federal sources. While the dominant fund source used is Federal, a combination of state and federal is utilized for several of the positions. The no response number is highest for Family Support. The survey did not include an item for "do not fund" which results in an inability to know whether the position is not included or the respondent chose not to answer the question.

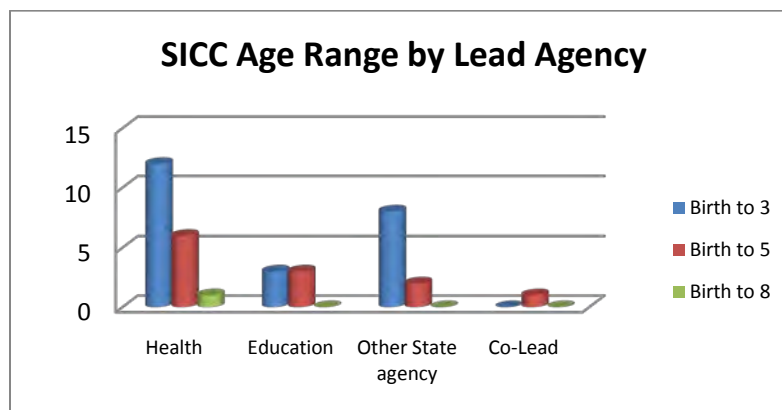


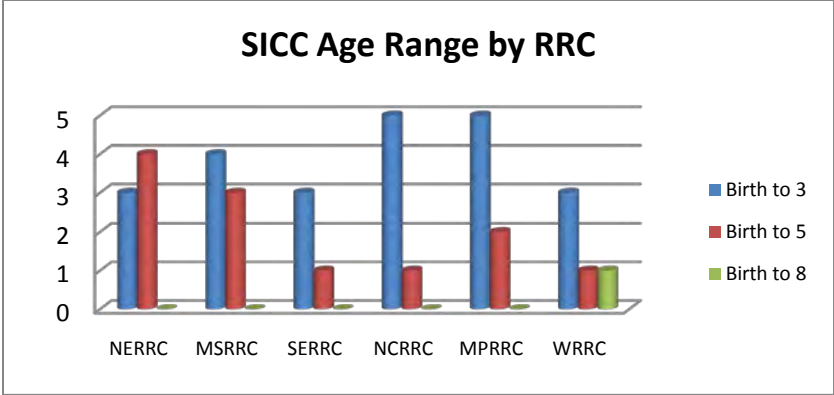
## State Interagency Coordinating Council (SICC) Survey Questions

1. What is the age range for SICC jurisdiction/advisory capacity?



Sixty-five percent (24) of the respondents indicated the SICC age range was birth to three. Thirty-two percent (12) served birth to five and one served birth to eight. In reviewing the data by type of lead agency, the results are consistent with the general findings.





Only one region (NERRC) had a higher number of states with SICCs with an age range of birth to 5

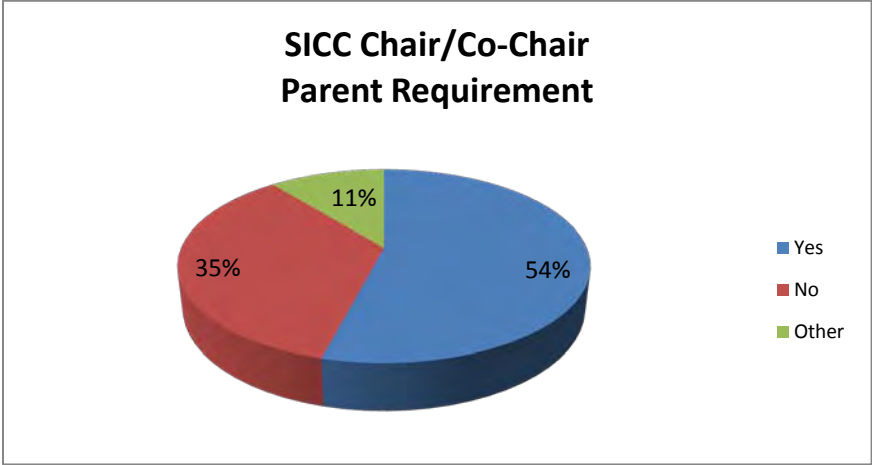
2. *How many seats/positions in total are on the SICC?*

The number of positions on the SICC ranged from 10 to 45 with an average of 24.

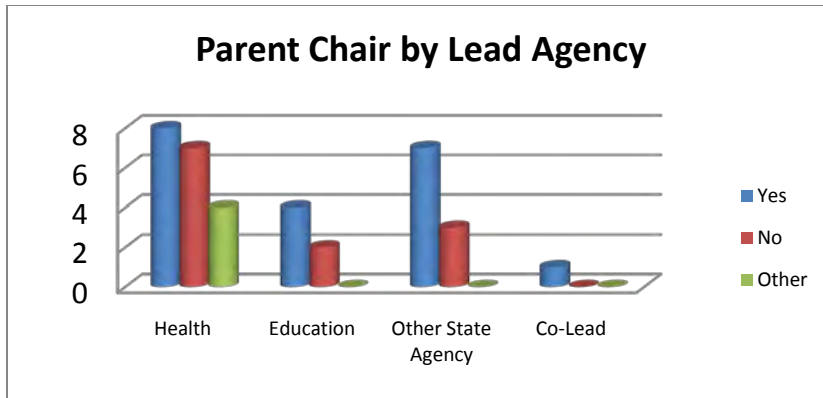
3. *How many parent representatives do you currently have on the SICC?*

The number of parent representatives on the SICC ranged from 2 to 10 with an average of 5.

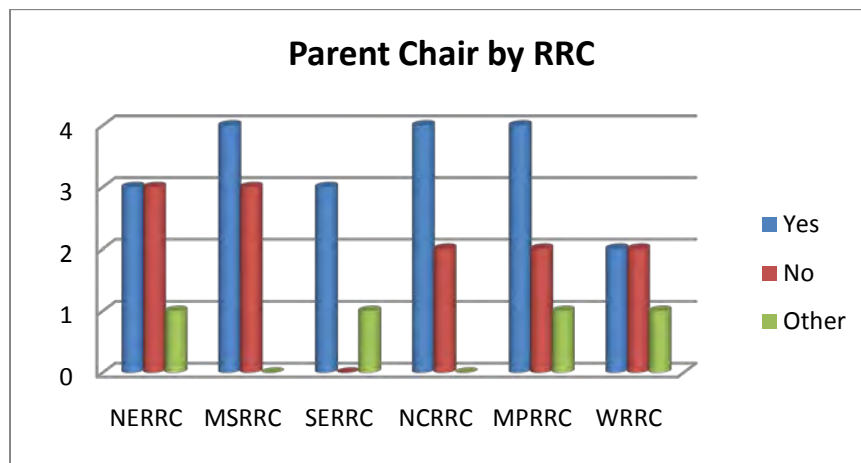
4. *Is there a requirement based on state regulations or SICC By-Laws, Policies and Procedures that a family member be chair, vice chair or co-chair of the SICC?*



Fifty-four percent (20 states) have a requirement that parents be the SICC Chair or Co-Chair. The 11% of states that responded “other” indicated that while a parent co-chair was not required, it was recommended.

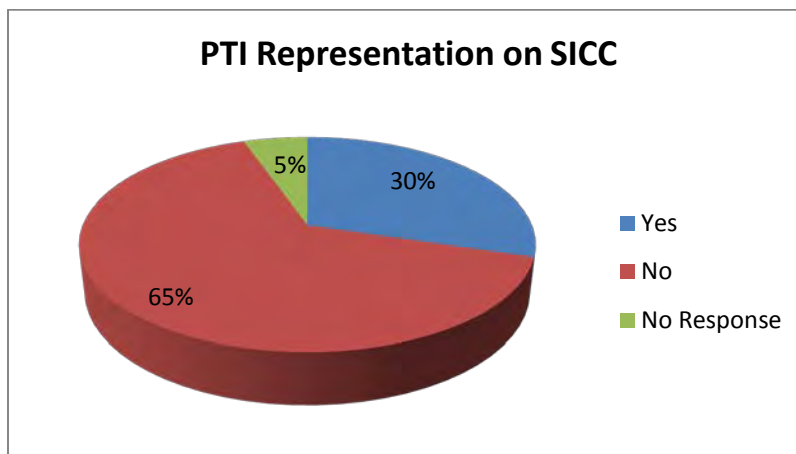


Health Lead Agencies have the lowest percentage of states (53%) that require a parent to be a Chair or Co-Chair of the SICC.



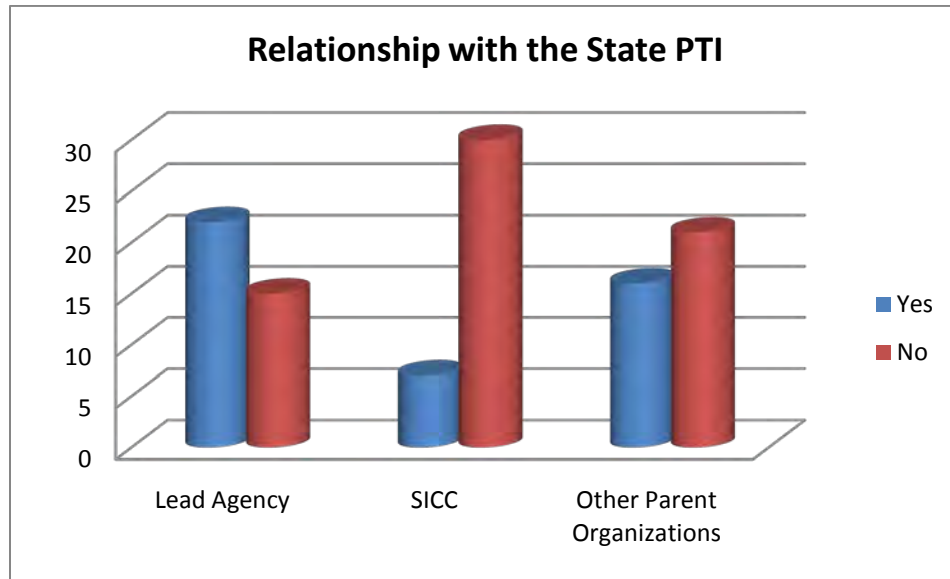
Only 50% of the states in the Northeast region and the Western region require a parent as a Chair/Co-Chair of the SICC.

5. *Does the state PTI have a seat on the SICC?*



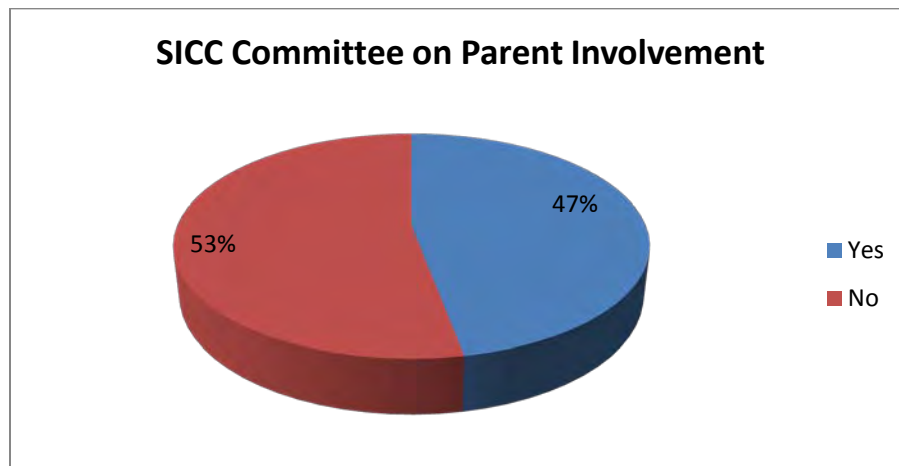
Sixty-five percent (30 states) of the respondents indicated that there is no PTI representation on the SICC. Western region states (40%) and Mid South states (42%) had the highest percentage of respondents who included PTI representation on their SICC. Forty-one percent (7 states) of Health lead agencies had PTI representation on their SICC.

6. Which of the following have a collaborative relationship with the state's PTI?

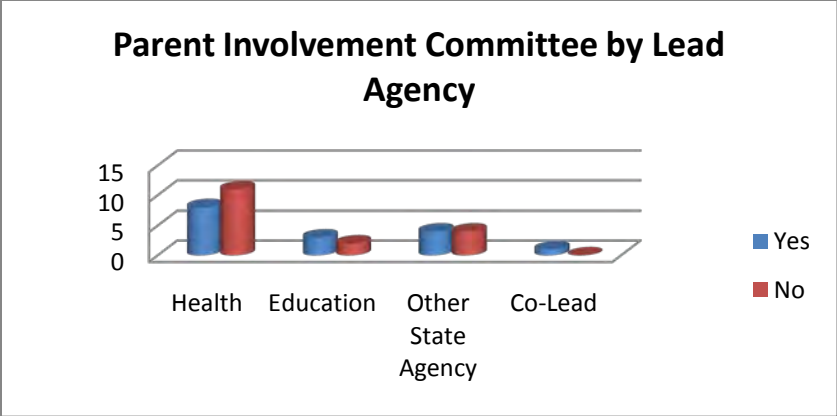


According to respondents, the majority of lead agencies (59%) have a relationship with the State PTI. This compares to 19% of SICC and 43% of other parent organizations.

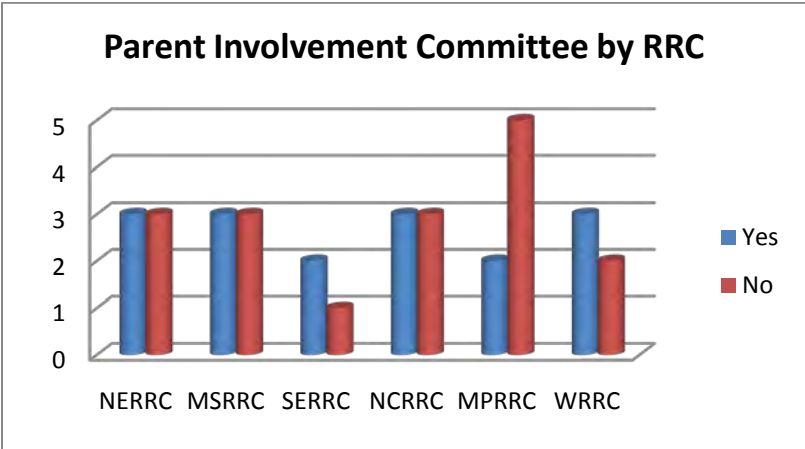
7. Is there an SICC committee/workgroup responsible for ensuring family involvement?



Fifty-three percent of states reported that they do not have a committee on parent involvement. Sixty percent of states (3) with Education as the lead agency have a parent involvement committee compared to 50% of states with Other State Agencies as the lead and 42% of Health lead agencies.



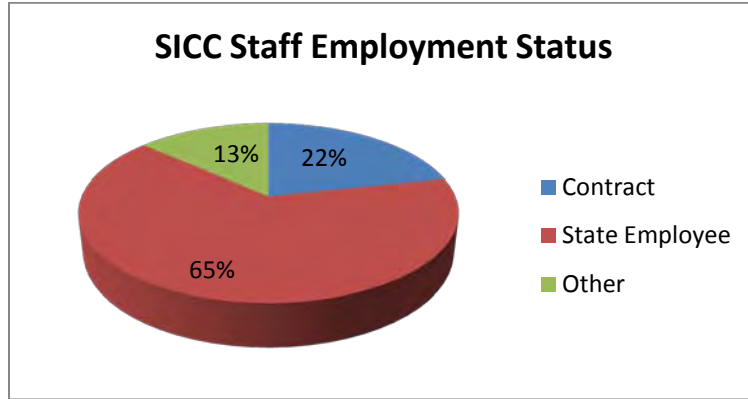
The responses across the regions are more equally divided with the exception of the Mountain Plains where only 29% of the states reported that the SICC had a committee on parent involvement.



*8. What is the FTE number of staff supporting the SICC?*

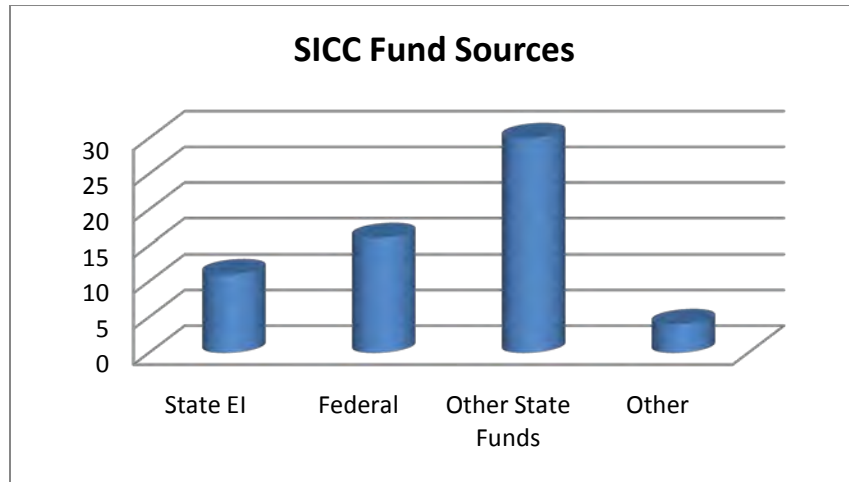
The number of staff supporting the SICC ranged from 0 to 3 with an average of .9 FTE.

9. *What is the employment status of the SICC staff? Check all that apply.*



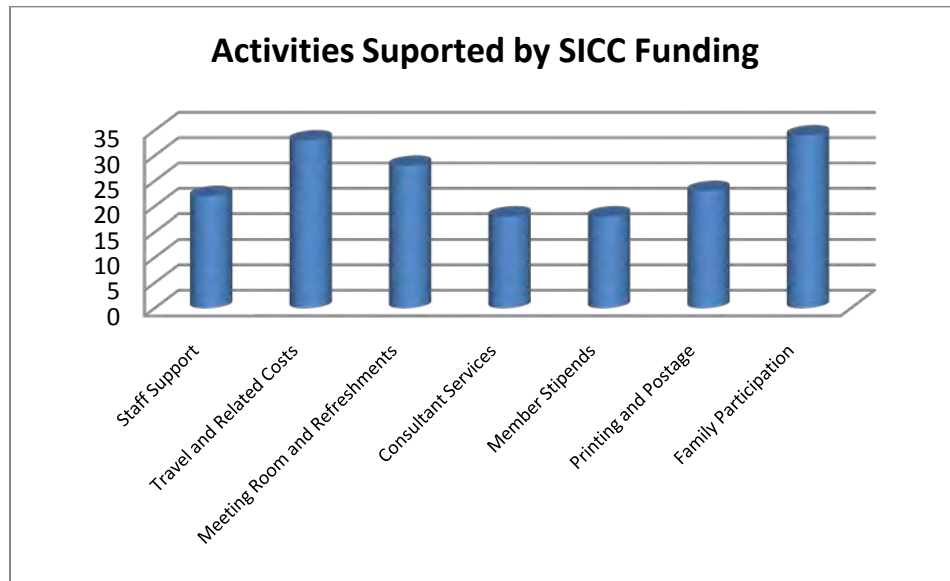
Regardless of lead agency type or geographic region, the largest percentage of SICC staff is state employees.

10. *What funding streams support SICC activities? Check all that apply.*

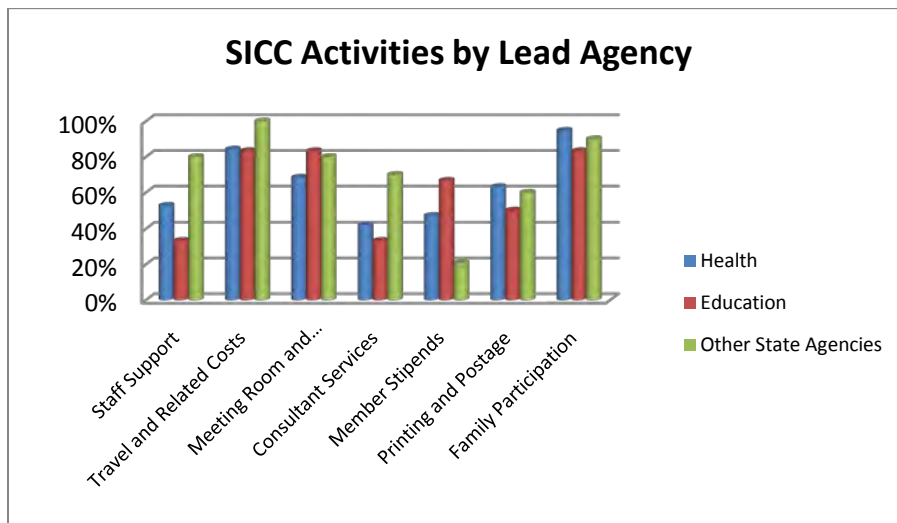


States use a variety of fund sources to support the activities of the SICC. States that have SICCs that go beyond age 3 tend to use more diverse funding.

11. What kind of activities does the SICC funding support? Check all that apply.

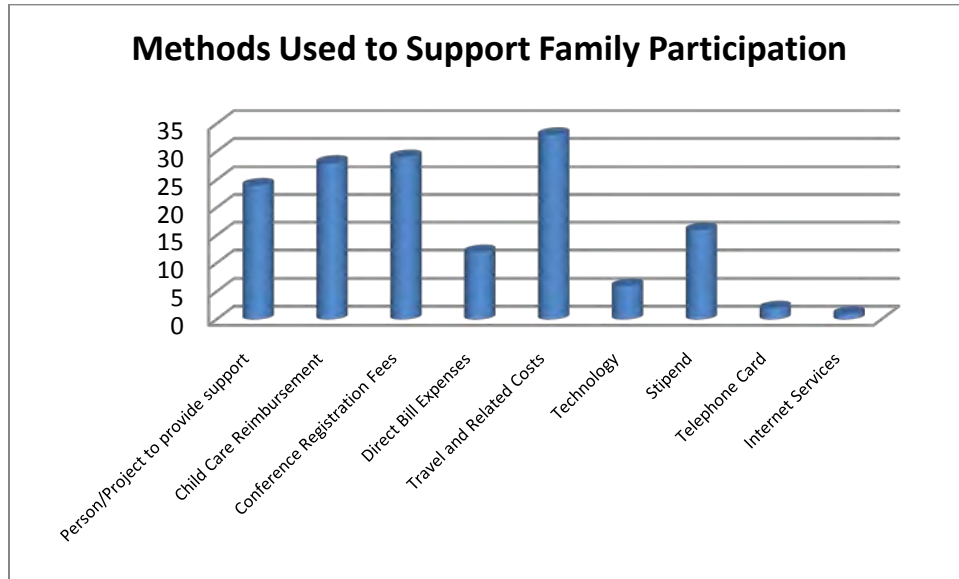


Family participation was the most commonly identified use of SICC funding with ninety-one percent (34) of states responding to this question. The next highest use of SICC funds was travel and related costs with 89% of states (33).

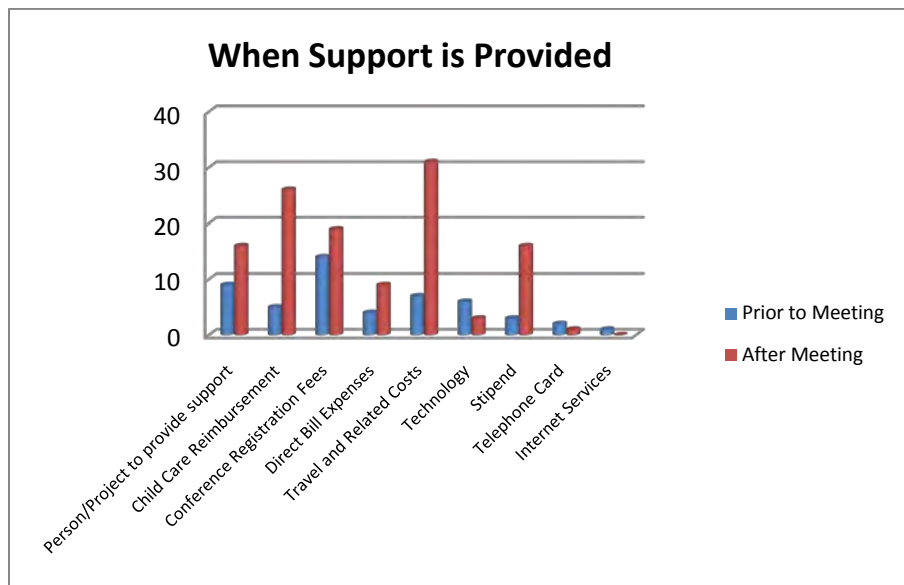


When examining the data by type of lead agency, the trend remained the same. States with Other State Agencies as the lead had higher response rates in additional categories. Education lead states were less likely to support staff expenses and more likely to provide member stipends.

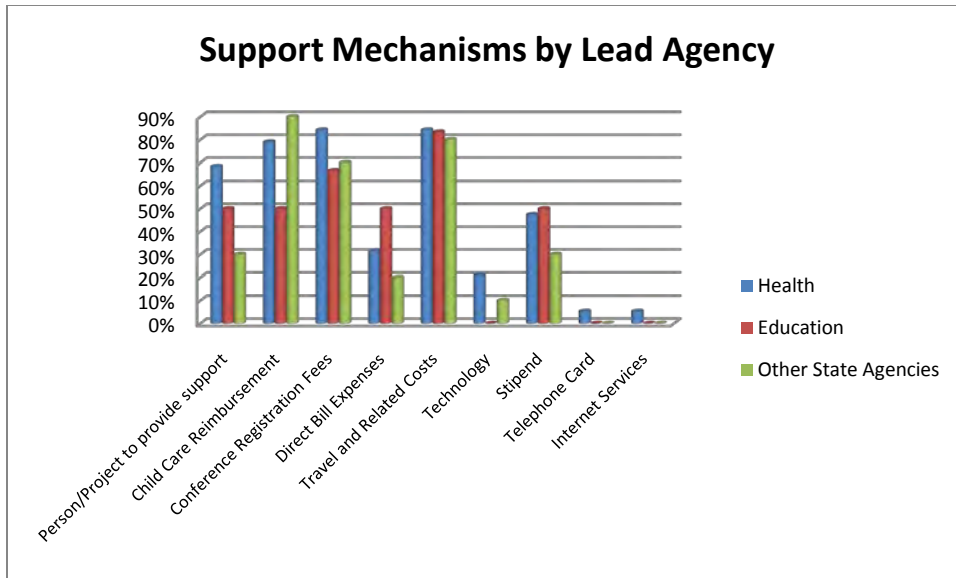
12. What methods are used to support SICC family participation? Check all that apply.



Eighty-three percent (31) of states responding to this question indicated they support travel and related costs for families participating on the SICC. Seventy-six percent (28) of states support child care reimbursement and seventy-six percent (28) support conference registration fees. Only one state provided internet services to SICC families.



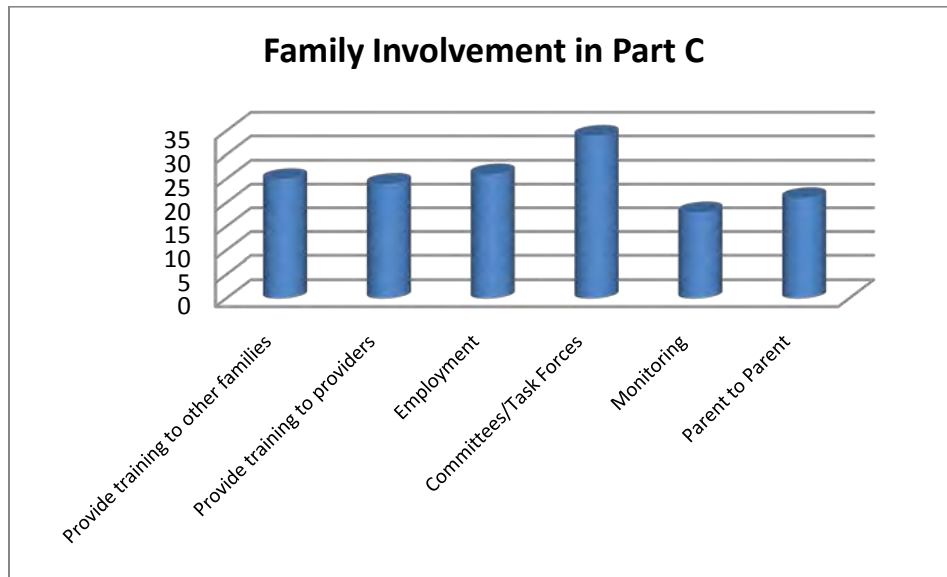
With the exception of the two states that provide a telephone card and the one state that provides internet services, all other supports are primarily provided after the meeting expense is incurred.



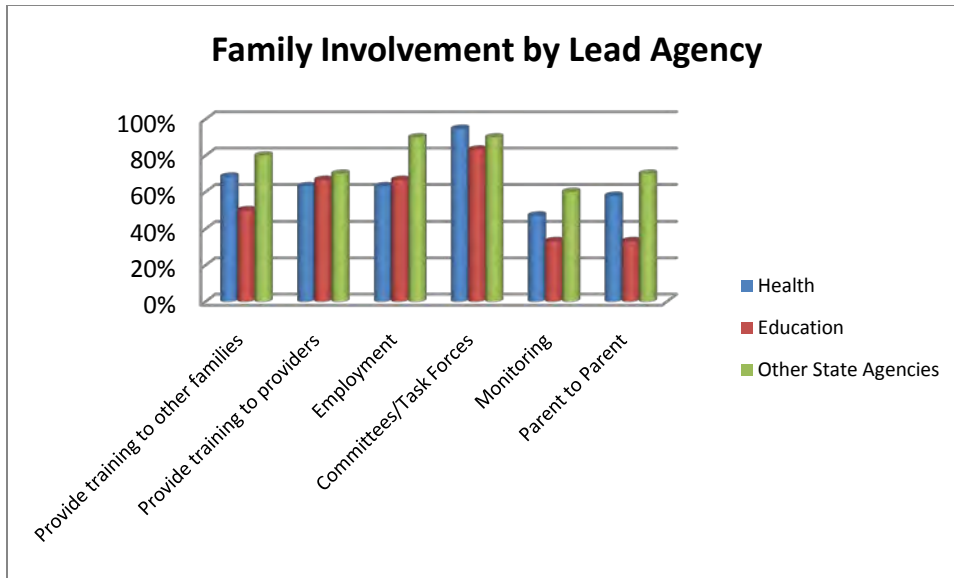
Health Lead Agencies are more likely to provide peer support. Ninety percent of “Other State Agencies” provide child care reimbursement compared to 79% of Health Lead Agencies and 50% of Education lead agencies.

#### Family Involvement Survey Questions

1. *How are families involved in the Part C system? Check all that apply.*

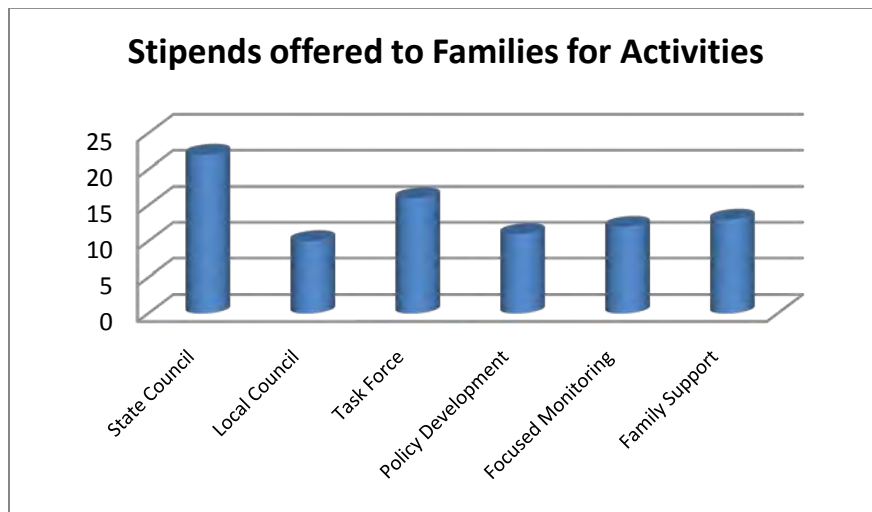


Ninety-one percent (34) of states responding to this question identified committees and taskforces as the primary mechanism for family involvement. Only 49% of states responded that they included families in monitoring activities.

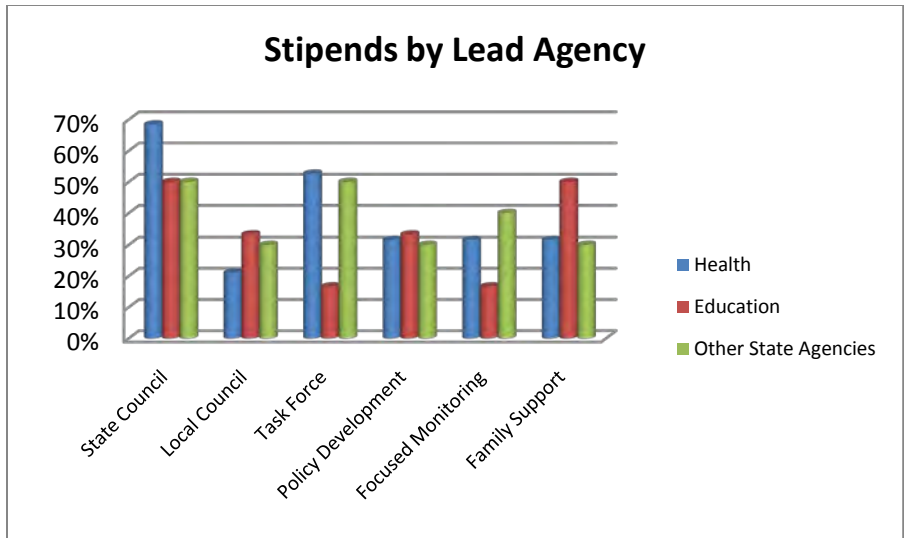


All three types of lead agencies were consistent with committees and task forces as the primary mechanism for family involvement. Education lead agencies had the lowest percentage of states responding for monitoring and parent to parent activities.

2. *What activities offer stipends to family members who participate? Check all that apply.*



Sixty percent (22) of the states responding to this question indicated they provide stipends for families on the SICC. This compares to 27% (10) of states who provide stipends for family involvement on local councils. Less than 50% of the states support stipends in the remaining areas.

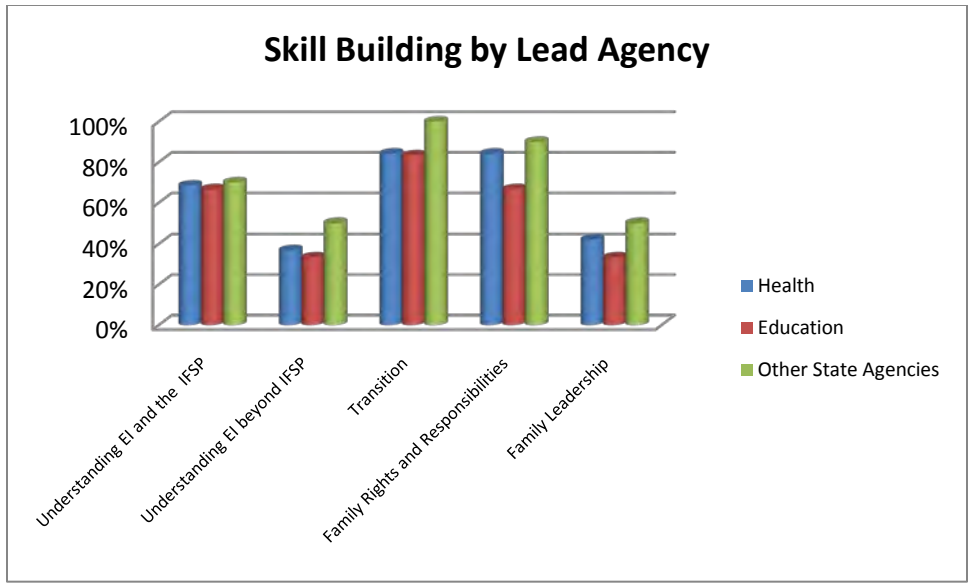


Results by lead agency are consistent with general responses. A higher percentage of health lead agencies support stipends for SICC representation and a higher percentage of education lead agencies support stipends for family support activities.

3. *What types of skill building opportunities are available for families? Check all that apply.*



Eighty-nine percent (33) of the states responding to this question provide skill building opportunities related to transition. Eighty-four percent (31) of the states provide opportunities related to family rights and responsibilities. Forty-five percent (17) of the states provide opportunities related to family leadership.



While states with “Other State Agencies” as the lead have a slightly higher percentage on each category, transition and family rights and responsibilities remain the dominant skill building opportunities provided to families.