

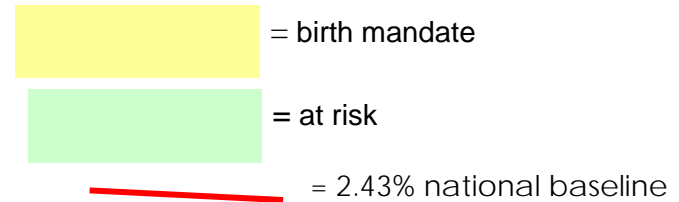
## IDEA Part C Percentage of all children under the age of three receiving services 12/1/2006

### Broad Eligibility

Hawaii	7.48
Massachusetts	6.41
Wyoming	4.55
West Virginia	4.41
New Hampshire	3.64
New Mexico	3.58
Vermont	3.45
Pennsylvania	3.43
Maryland	3.03
Arkansas	2.75
Kansas	2.66
Ohio	2.64
Wisconsin	2.61
Iowa	2.52
Michigan	2.32
California	2.11
Texas	1.99
Washington	1.79
Florida	1.68
Northern Marianas	1.58
Virginia	1.49
Alabama	1.37
Louisiana	1.27
Mississippi	1.21

### Moderate Eligibility

Rhode Island	4.39
New York	4.21
Indiana	3.66
Illinois	3.11
S Dakota	2.97
New Jersey	2.80
Delaware	2.66
Kentucky	2.26
North Carolina	2.03
Alaska	1.96
Colorado	1.92
Minnesota	1.70
Missouri	1.37



### Narrow Eligibility

Connecticut	3.41
North Dakota	3.11
Idaho	2.77
Maine	2.42
S Carolina	1.98
Oklahoma	1.97
Montana	1.94
Utah	1.84
Arizona	1.81
Oregon	1.80
Nebraska	1.74
Tennessee	1.67
Guam	1.47
DC	1.40
Nevada	1.36
Georgia	1.26

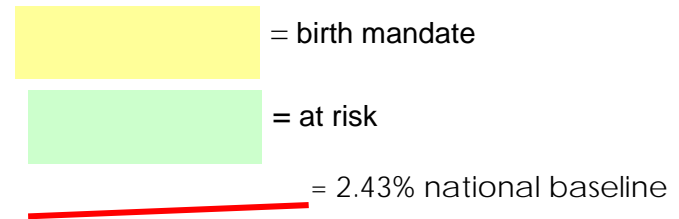
## IDEA Part C Percentage of all children under the age of three (without at risk) receiving services 12/1/2006

### Broad Eligibility

Massachusetts	6.16
Wyoming	4.55
Hawaii	4.20
West Virginia	3.70
New Hampshire	3.62
Vermont	3.45
Pennsylvania	3.43
Maryland	3.03
Arkansas	2.75
Kansas	2.66
Ohio	2.64
Wisconsin	2.61
Iowa	2.52
New Mexico	2.50
Michigan	2.32
California	2.00
Texas	1.99
Washington	1.79
Florida	1.68
Northern Marianas	1.58
Virginia	1.49
Alabama	1.37
Louisiana	1.27
Mississippi	1.21

### Moderate Eligibility

Rhode Island	4.39
New York	4.21
Indiana	3.57
Illinois	3.11
S Dakota	2.97
New Jersey	2.80
Delaware	2.66
Kentucky	2.26
Alaska	1.96
Colorado	1.92
North Carolina	1.74
Minnesota	1.70
Missouri	1.37



### Narrow Eligibility

Connecticut	3.41
North Dakota	3.11
Idaho	2.77
Maine	2.42
S Carolina	1.98
Oklahoma	1.97
Montana	1.94
Utah	1.84
Arizona	1.81
Oregon	1.80
Nebraska	1.74
Tennessee	1.67
Guam	1.47
DC	1.40
Nevada	1.36
Georgia	1.26

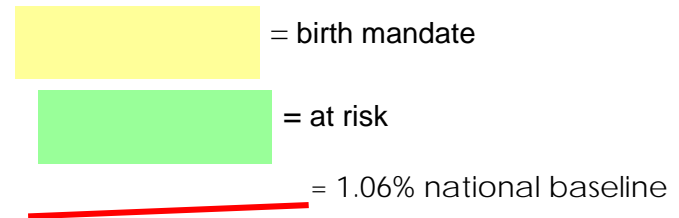
## IDEA Part C Percentage of all children under the age of one receiving services 12/1/2006

### Broad Eligibility

Hawaii	6.92
Massachusetts	3.12
West Virginia	2.44
New Mexico	2.24
Wyoming	1.80
Pennsylvania	1.70
New Hampshire	1.51
Kansas	1.45
Iowa	1.43
Ohio	1.42
Maryland	1.35
Vermont	1.29
California	1.17
Michigan	1.09
Arkansas	1.05
Wisconsin	0.94
Texas	0.92
Louisiana	0.85
Florida	0.73
Virginia	0.63
Washington	0.52
Mississippi	0.51
Alabama	0.47

### Moderate Eligibility

Rhode Island	2.00
Indiana	1.39
S Dakota	1.23
Illinois	1.16
New York	1.09
Delaware	0.99
North Carolina	0.86
Alaska	0.76
Colorado	0.73
Missouri	0.64
Minnesota	0.63
New Jersey	0.61
Kentucky	0.60



### Narrow Eligibility

North Dakota	1.96
Idaho	1.70
Oklahoma	1.29
Connecticut	1.13
Montana	0.96
S Carolina	0.82
Nebraska	0.71
Tennessee	0.70
Utah	0.70
Nevada	0.68
Oregon	0.67
Maine	0.62
DC	0.61
Arizona	0.60
Georgia	0.45

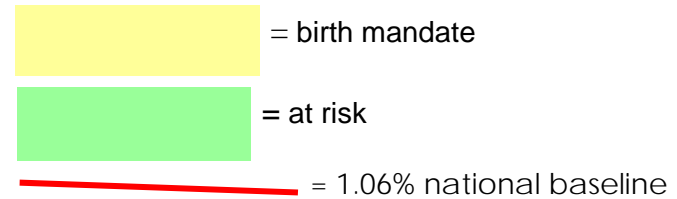
## IDEA Part C Percentage of all children under the age of one (without at risk) receiving services 12/1/2006

### Broad Eligibility

Massachusetts	2.90
Hawaii	2.00
Wyoming	1.80
Pennsylvania	1.70
West Virginia	1.60
New Hampshire	1.51
Kansas	1.45
Iowa	1.43
Ohio	1.42
Maryland	1.35
Vermont	1.29
California	1.09
Michigan	1.09
Arkansas	1.05
New Mexico	0.96
Wisconsin	0.94
Texas	0.92
Louisiana	0.85
Florida	0.73
Virginia	0.63
Washington	0.52
Mississippi	0.51
Alabama	0.47

### Moderate Eligibility

Rhode Island	2.00
Indiana	1.36
S Dakota	1.23
Illinois	1.16
New York	1.09
Delaware	0.99
Alaska	0.76
Colorado	0.73
North Carolina	0.69
Missouri	0.64
Minnesota	0.63
New Jersey	0.61
Kentucky	0.60



### Narrow Eligibility

North Dakota	1.96
Idaho	1.70
Oklahoma	1.29
Connecticut	1.13
Montana	0.96
S Carolina	0.82
Nebraska	0.71
Tennessee	0.70
Utah	0.70
Nevada	0.68
Oregon	0.67
Maine	0.62
DC	0.61
Arizona	0.60
Georgia	0.45