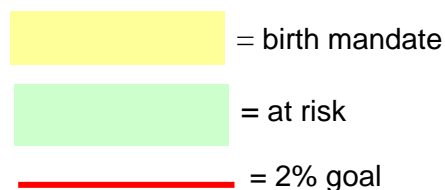


Broad Eligibility Criteria

Massachusetts	5.75%
Hawaii	4.43%
Wyoming	3.57%
Vermont	3.42%
Michigan	3.38%
Indiana	3.35%
Arkansas	3.30%
Pennsylvania	2.94%
Delaware	2.90%
Maine	2.77%
Wisconsin	2.66%
South Dakota	2.66%
Maryland	2.60%
New Hampshire	2.60%
Kansas	2.51%
West Virginia	2.49%
Florida	2.28%
Iowa	1.95%
New Mexico	1.93%
Ohio	1.81%
Minnesota	1.78%
Louisiana	1.75%
Colorado	1.56%
Washington	1.56%
Mississippi	1.53%
North Carolina	1.41%
Virginia	1.40%
Alabama	1.20%

IDEA Part C

Percentage of all children under the age of three receiving services 12/1/2003 (*excludes at-risk*)



Moderate Eligibility Criteria

New York	4.42%
Rhode Island	3.48%
Connecticut	2.96%
Idaho	2.44%
Illinois	2.42%
Kentucky	2.37%
New Jersey	2.36%
Texas	1.81%
Tennessee	1.81%
Nebraska	1.70%
Utah	1.69%
California	1.63%
Oregon	1.38%
Georgia	1.19%
South Carolina	1.04%

Narrow Eligibility Criteria

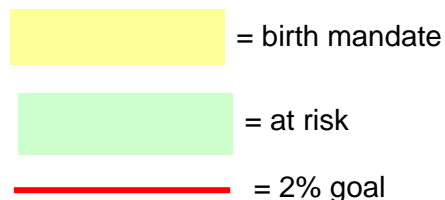
Oklahoma	2.24%
Alaska	2.17%
North Dakota	2.13%
Montana	1.95%
Missouri	1.51%
Arizona	1.39%
District of Columbia	1.13%
Nevada	0.94%

Broad Eligibility Criteria

Hawaii	7.70%
Massachusetts	5.92%
Indiana	3.62%
Wyoming	3.57%
Vermont	3.42%
Michigan	3.38%
Arkansas	3.30%
Pennsylvania	2.94%
Delaware	2.90%
New Mexico	2.89%
Maine	2.77%
West Virginia	2.73%
Wisconsin	2.66%
South Dakota	2.66%
New Hampshire	2.61%
Maryland	2.60%
Kansas	2.51%
Florida	2.28%
Iowa	1.95%
Ohio	1.81%
Minnesota	1.78%
Louisiana	1.75%
North Carolina	1.66%
Colorado	1.56%
Washington	1.56%
Mississippi	1.53%
Virginia	1.40%
Alabama	1.20%

IDEA Part C

Percentage of all children under the age of three receiving services 12/1/2003 (includes at-risk)



Moderate Eligibility Criteria




New York	4.42%
Rhode Island	3.48%
Connecticut	2.96%
Idaho	2.44%
Illinois	2.42%
Kentucky	2.37%
New Jersey	2.36%
Tennessee	1.81%
Texas	1.81%
California	1.76%
Nebraska	1.70%
Utah	1.69%
Oregon	1.38%
Georgia	1.19%

Narrow Eligibility Criteria

Oklahoma	2.24%
Alaska	2.17%
North Dakota	2.13%
Montana	1.95%
Missouri	1.51%
Arizona	1.39%
District of Columbia	1.13%
Nevada	0.94%

IDEA Part C Percentage of children birth to one served on December 1, 2003 (excludes at risk)

<u>Broad Eligibility Criteria</u>	
Hawaii	3.10%
Massachusetts	2.81%
Mississippi	2.47%
Delaware	1.75%
Michigan	1.63%
Wyoming	1.59%
Indiana	1.55%
Pennsylvania	1.43%
West Virginia	1.33%
Kansas	1.13%
Vermont	1.06%
New Hampshire	1.05%
Florida	1.03%
Maryland	1.03%
Wisconsin	0.90%
Iowa	0.88%
Ohio	0.83%
New Mexico	0.75%
Maine	0.74%
Minnesota	0.72%
Louisiana	0.69%
Arkansas	0.69%
South Dakota	0.67%
Colorado	0.66%
Virginia	0.58%
Washington	0.45%
North Carolina	0.42%
Alabama	0.36%
District of Columbia	0.32%




 = birth mandate
 = at risk
 = 1% goal

<u>Moderate Eligibility Criteria</u>	
Rhode Island	1.85%
Idaho	1.33%
New York	1.06%
Connecticut	1.01%
California	0.99%
Illinois	0.93%
Utah	0.72%
Nebraska	0.71%
Tennessee	0.71%
Texas	0.71%
New Jersey	0.60%
Kentucky	0.59%
South Carolina	0.51%
Georgia	0.51%
Oregon	0.41%

<u>Narrow Eligibility Criteria</u>	
Oklahoma	1.31%
Montana	1.22%
North Dakota	1.15%
Alaska	0.91%
Missouri	0.62%
Arizona	0.55%
Nevada	0.34%
District of Columbia	0.32%

IDEA Part C Percentage of children birth to one served on December 1, 2003 (excludes at risk)

<u>Broad Eligibility Criteria</u>	
Hawaii	3.10%
Massachusetts	2.81%
Mississippi	2.47%
Delaware	1.75%
Michigan	1.63%
Wyoming	1.59%
Indiana	1.55%
Pennsylvania	1.43%
West Virginia	1.33%
Kansas	1.13%
Vermont	1.06%
New Hampshire	1.05%
Florida	1.03%
Maryland	1.03%
Wisconsin	0.90%
Iowa	0.88%
Ohio	0.83%
New Mexico	0.75%
Maine	0.74%
Minnesota	0.72%
Louisiana	0.69%
Arkansas	0.69%
South Dakota	0.67%
Colorado	0.66%
Virginia	0.58%
Washington	0.45%
North Carolina	0.42%
Alabama	0.36%
District of Columbia	0.32%

 = birth mandate
 = at risk
 = 1% goal

<u>Moderate Eligibility Criteria</u>	
Rhode Island	1.85%
Idaho	1.33%
New York	1.06%
Connecticut	1.01%
California	0.99%
Illinois	0.93%
Utah	0.72%
Nebraska	0.71%
Tennessee	0.71%
Texas	0.71%
New Jersey	0.60%
Kentucky	0.59%
South Carolina	0.51%
Georgia	0.51%
Oregon	0.41%

<u>Narrow Eligibility Criteria</u>	
Oklahoma	1.31%
Montana	1.22%
North Dakota	1.15%
Alaska	0.91%
Missouri	0.62%
Arizona	0.55%
Nevada	0.34%
District of Columbia	0.32%